






























Division 2 Girls 5000 Meter Run Finals











| PLACE | VIDEO | ATHLETE | TEAM | MARK | POINTS |
|-------|---|-----------------|-------------------|-----------------|--------|
| 1 |  | Brailey Slone | 10 Lexington | 19:08.38 | 1 |
| 2 |  | Elyana Weaver | 12 Lexington | 19:15.94 | 2 |
| 3 |  | Leah Emch | 11 Eastwood | 19:18.51 | 3 |
| 4 |  | Haley Sponaugle | 12 Eastwood | 19:30.27 | 4 |
| 5 |  | Zurina Immel | 11 Norwalk | 19:42.98 | 5 |
| 6 |  | Jenna Halfhill | 9 Lexington | 19:45.90 | 6 |
| 7 |  | Jenna Stump | 10 Lima Shawnee | 19:50.45 | 7 |
| 8 |  | Katya Prykhodko | 10 Lexington | 19:54.95 | 8 |
| 9 |  | Maddi Gaerke | 11 Liberty-Benton | 20:00.81 | 9 |
| 10 |  | Z Ramsey | 12 Eastwood | 20:07.86 | 10 |
| 11 |  | Abby Moeglin | 11 Lexington | 20:35.71 | 11 |
| 12 |  | Hallie Durbin | 10 Lexington | 20:36.22 | 12 |
| 13 |  | Brenna Lay | 12 Liberty-Benton | 20:39.55 | 13 |
| 14 |  | Xavia Immel | 10 Norwalk | 20:43.60 | 14 |
| 15 |  | Hannah Griffin | 11 Lexington | 20:48.18 | 15 |
| 16 |  | Lucy Porter | 11 Maumee | 21:04.41 | 16 |
| 17 |  | Emily Payne | 11 Eastwood | 21:17.06 | 17 |
| 18 |  | Isabel OTT | 10 Norwalk | 21:23.50 | 18 |
| 19 |  | Grace Norris | 9 Norwalk | 21:27.40 | 19 |
| 20 |  | Maddison Trenor | 10 Norwalk | 21:27.47 | 20 |
| 21 |  | Emma Garmatter | 12 Liberty-Benton | 21:46.14 | 21 |
| 22 |  | Tayma Jmiai | 11 Lima Shawnee | 21:49.64 | 22 |
| 23 |  | Olivia Cherry | 2 Oak Harbor | 21:58.55 | 23 |

| PLACE | VIDEO | ATHLETE | TEAM | MARK | POINTS |
|-------|---|---------------------|---------------------|----------|--------|
| 24 |  | Maggie Ramsey | 12 Eastwood | 21:59.64 | 24 |
| 25 |  | Kate Cline | 9 Otsego | 22:15.44 | 25 |
| 26 |  | Savannah Hohe | 11 Lima Shawnee | 22:19.26 | 26 |
| 27 |  | Alexis May | 12 Liberty-Benton | 22:21.30 | 27 |
| 28 |  | Raylah Wyse | 8 Rogers | 22:29.36 | |
| 29 |  | Leah Matthews | 10 Rossford | 22:30.17 | |
| 30 |  | Gwyn Owens | 9 Lima Shawnee | 22:30.83 | 28 |
| 31 |  | Emerson Sheets | 11 Eastwood | 22:35.24 | 29 |
| 32 |  | Jadyn Lubash | 12 Eastwood | 22:43.15 | 30 |
| 33 |  | Austyn Troendle | 9 Otsego | 22:47.30 | 31 |
| 34 |  | Claire McDaniel | 10 Liberty-Benton | 22:49.07 | 32 |
| 35 |  | Tilia Ames | 10 Mansfield Senior | 22:53.83 | |
| 36 |  | Addison Hull | 10 Lima Shawnee | 22:59.23 | 33 |
| 37 |  | Savannah Villarreal | 11 Otsego | 23:03.19 | 34 |
| 38 |  | Emma Spears | 12 Liberty-Benton | 23:30.15 | 35 |
| 39 |  | Tabitha Balsmeyer | 10 Mil. Lake | 23:42.35 | 36 |
| 40 |  | Allison Konik | 9 Norwalk | 23:54.71 | 37 |
| 41 |  | Alyse Sorg | 2 Oak Harbor | 24:02.69 | 38 |
| 42 |  | Aubrey Lenhart | 12 Liberty-Benton | 24:10.38 | 39 |
| 43 |  | Celeste Ellerbrock | 11 Otsego | 24:21.84 | 40 |
| 44 |  | Reem Elbabour | 9 Lima Shawnee | 24:44.71 | 41 |
| 45 |  | Rhianna Davis | 11 Scott | 24:52.23 | |
| 46 |  | Skyler Janes | 12 Maumee | 24:52.62 | 42 |
| 47 |  | Kayli Bergman | 10 Norwalk | 24:59.31 | 43 |
| 48 |  | Kylie Brown | 9 Maumee | 25:20.68 | 44 |

| PLACE | VIDEO | ATHLETE | TEAM | MARK | POINTS |
|-------|---|------------------------|-----------------|-----------------|--------|
| 49 |  | Ava Grieger | 12 Oak Harbor | 25:29.83 | 45 |
| 50 |  | Paris Stewart | 9 Rogers | 25:45.95 | |
| 51 |  | Bella Lake | 11 Oak Harbor | 25:51.09 | 46 |
| 52 |  | Amia Love | 8 Rogers | 25:52.49 | |
| 53 |  | Sherlyn Ramirez-Guzman | 9 Toledo C.C. | 25:54.93 | |
| 54 |  | Emma Beebe | 12 Maumee | 26:05.11 | 47 |
| 55 |  | Debbie Truman | 12 Mil. Lake | 26:11.42 | 48 |
| 56 |  | Mariyah Tucker | 11 Scott | 26:29.51 | |
| 57 |  | Daisy Hughes | 11 Fostoria | 26:36.50 | 49 |
| 58 |  | Sophie Buchele | 10 Toledo C.C. | 26:40.99 | |
| 59 |  | Claire Adkins | 10 Oak Harbor | 26:41.83 | 50 |
| 60 |  | Lila Seeger | 11 Otsego | 26:46.12 | 51 |
| 61 |  | Britta Simpson | 10 Otsego | 26:49.53 | 52 |
| 62 |  | Aliyanna Cousins | 9 Fostoria | 27:06.53 | 53 |
| 63 |  | Celeste Hughes | 12 Rossford | 27:10.99 | |
| 64 |  | Natalie Drake | 12 Maumee | 27:27.60 | 54 |
| 65 |  | Brooke Bergman | 10 Otsego | 27:38.27 | 55 |
| 66 |  | Timberly Kidwell | 12 Fostoria | 28:03.29 | 56 |
| 67 |  | Penny Farley | 10 Maumee | 28:04.00 | 57 |
| 68 |  | Natalie Arenas | 9 Toledo C.C. | 28:08.03 | |
| 69 |  | Madyson Buschmann | 11 Mil. Lake | 28:30.14 | 58 |
| 70 |  | Avarie Tiell | 10 Fostoria | 28:34.99 | 59 |
| 71 |  | Kate Carson | 10 Lima Shawnee | 28:49.20 | 60 |
| 72 |  | Laurel Patrick | 11 Maumee | 28:50.17 | 61 |
| 73 |  | Emma Kamann | 11 Mil. Lake | 28:55.35 | 62 |

| PLACE | VIDEO | ATHLETE | TEAM | MARK | POINTS |
|-------|---|--------------------|---------------|-----------------|--------|
| 74 |  | Mikayla Hodrick | 10 Scott | 30:26.18 | |
| 75 |  | Ciarah Nyamwaro | 9 Fostoria | 31:32.19 | 63 |
| 76 |  | Samantha Keller | 11 Oak Harbor | 32:56.41 | 64 |
| 77 |  | Isabelle Underwood | 12 Rossford | 34:31.60 | |
| 78 |  | Delta Oneal | 12 Mil. Lake | 36:55.61 | 65 |
| 79 |  | Izzy Hosey | 12 Mil. Lake | 37:26.77 | 66 |

Division 2 Girls 5000 Meter Run Finals Team Scores

| PLACE | TEAM | POINTS | SCORERS | TIMES |
|-------|--|--------|------------------------|-----------------------------|
| 1 |  Lexington | 28 | 1+2+6+8+11 (12+15) | 1:27 1-5 Split 19:44 Avg |
| 2 |  Eastwood | 58 | 3+4+10+17+24 (29+30) | 2:41 1-5 Split 20:26 Avg |
| 3 |  Norwalk | 76 | 5+14+18+19+20 (37+43) | 1:44 1-5 Split 20:56 Avg |
| 4 |  Liberty-Benton | 102 | 9+13+21+27+32 (35+39) | 2:48 1-5 Split 21:31 Avg |
| 5 |  Lima Shawnee | 116 | 7+22+26+28+33 (41+60) | 3:08 1-5 Split 21:53 Avg |
| 6 |  Otsego | 181 | 25+31+34+40+51 (52+55) | 4:30 1-5 Split 23:50 Avg |
| 7 |  Oak Harbor | 202 | 23+38+45+46+50 (64) | 4:43 1-5 Split 24:48 Avg |
| 8 |  Maumee | 203 | 16+42+44+47+54 (57+61) | 6:23 1-5 Split 24:58 Avg |
| 9 |  Mil. Lake | 269 | 36+48+58+62+65 (66) | 13:13 1-5 Split 28:50 Avg |
| 10 |  Fostoria | 280 | 49+53+56+59+63 | 4:55 1-5 Split 28:22 Avg |